



## **Swinley Forest Night Trek 2024**

By Kind Permission of the Crown Estate

**Swinley Forest, Windsor Ride, Royal Berkshire, RG12 0SL**

Coordinates - 51.38813, -0.7288849

### ***THE DETAILS***

<b>EVENT DATE:</b>	<b>Saturday 13th January 2024</b>
<b>ENTRY CLOSING DATE:</b>	<b>05/01/2024</b>
<b>ENTRY FEES:</b>	See Online Entry Form which is available to complete on the Website and mobile App
<b>ENTRIES TO:</b>	Leanne Pitcher via online booking system on the AMWA Website and mobile App. (payment is made as part of the booking process).
<b>ORGANISERS:</b>	Leanne and Josh Pitcher Tel – 07715 896389/07702 547014 E-mail- leannechoules@hotmail.com

## THE EVENT

**VENUE OPENS:** Saturday 13th January 2024 at 4pm

**RIG INSPECTION:** From 5pm near the start line

**Entrants are only required to get their rig inspected once before their first run.**

**Important: Participants will only be permitted to take part in the night Trek if they have completed one of the day time trails, or have previously taken part in a Night Trek. The start time for the night trek will be confirmed at the Musher's meeting**

**MUSHER'S MEETING:** 5.30pm

**START TIME:** From 6.15pm – 10-minute time slots will be allocated by group

**ELIGIBILITY OF DOGS & DRIVERS** Any dog participating in a Long-Distance Trek organised by the Alaskan Malamute Working Association must be a pure-bred sled dog and be registered with the Kennel Club to that effect or have a rescue number issued by the Official Breed Club for that breed (sled dog breeds only) or have an AMWA Working Number.

Siberian Huskies issued with a BSHRA or SHWA(UK) Welfare Number or SSDR Rescue Number will be able to participate. The driver/owner must be a current AMWA member to be eligible. Non sled dogs owned by participants are eligible to walk the course with a handler but may not be in harness or attached in any way to a rig/sled/driver.

Dogs undertaking any Long Distance Trek must be 18 Months of age on or by the date of the event. Those between the age of 18 and 24 months old and participating in their first trek will normally be restricted to 7.5 miles or the minimum distance offered dependant on the team size with a minimum of 5 hours rest between runs. Longer distances may be permitted at the organiser's discretion taking into account proven fitness.

### JUNIORS

Unfortunately, at this event, we will be unable to offer a course which caters for junior mushers as it is a night trek. However, if any junior would like to assist an adult with anything during the event, please let me know.

Junior members may take part in a non-competitive long-distance trek (daytime only) at the organisers' discretion. They must however be accompanied by a parent in an accompanying team (in which case they must stay together for the entire distance) or alongside walking/running/cycling. They will not be permitted to take part in a night run unless between the ages of 16-18. This would also be at the organisers discretion.

## CLASSES

There will be no individual classes at this event. For this year there will only be one distance on offer which will be 10 miles.

**Distance (10 miles)**

Minimum team size: 2 dogs\*, maximum 8 dogs

\*team size will be at the discretion of the organiser

## ITEMS ADVISED TO TAKE WITH YOU ON A TREK

There are a number of items that you are advised to take with you on the trek. However, this list is not exhaustive. Some items are shown as compulsory as these are seen as a safety requirement to help locate you should you get lost. Please use your common sense!

- Rig Bag/Back Pack (Compulsory)
- Water for Musher and dog(s)
- Dog Bowl(s)
- Treats/snacks
- Mobile phone (With emergency contact numbers) (Compulsory)
- Puncture Repair Kit & tools/spare wheel
- Waterproofs or change of coat
- High energy snacks
- Spare lead
- Head torch/torch (Compulsory)
- Whistle (Compulsory)
- Dog boots or spares

## TRAIL DESCRIPTION

There is one distance on offer and the course will be fully marked. With a water stop on route.

### BOOTING

Booting should not be required but it is at the Musher's discretion.

### PROTECTIVE HELMET

**The wearing of a protective helmet is COMPULSORY for all classes.**

The following approved types of helmet are acceptable. They must be undamaged and have a serviceable chin strap.

- a. Cycle Helmet
- b. BMX Helmet
- c. Ski Helmet

Helmets must be available for inspection by the scrutineer during the rig inspection.

### VEHICLE ACCESS

AMWA Signs will be posted on A322

### PARKING

Parking will be in the designated areas near to the start line. There will be room to stake dogs out.

**LIGHTING EQUIPMENT** No wet acid batteries may be carried.  
Plastic lenses are recommended, but any glass must be taped or preferably bagged.  
Back-Up lights must be carried during the night trek. The lights must be available for inspection  
We strongly recommend the use of a rear red light as a safety precaution, so the musher is clearly visible. These are inexpensive and readily available.

## **OTHER**

**VOLUNTEERS** - Events cannot be run without assistance. Please volunteer. There is a space on the entry form to indicate your preference. We will be requiring marshals for checkpoints, snubbing to help start teams, and general assistance.

**SELLING OF GOODS** at the Event Site will not be permitted without prior approval of the Organisers.

## **FACILITIES**

**TOILETS** Please note there will not be a toilet onsite, due to the cost. There are facilities at the local Sainsbury's petrol station which is 0.6 miles down the road (RG12 7SS). I know this is an inconvenience for some, but it's not viable for this event, so apologies.

**WATER** You need to provide your own water

**CATERING** There is no catering at this event  
**Sainsbury's with Starbucks - RG12 7SS** 0.6 miles from Swinley Also has a petrol station  
**KFC - RG12 8PE** 1.6 miles from Swinley  
**The Horse and Groom (This is a Harvester) - RG12 9RB** 1.6 miles from Swinley

**CAMPING** Unfortunately, camping is not permitted at this site

**ACCOMODATION** **Bracknell (Twin Bridges) Hotel** ([www.premierinn.com](http://www.premierinn.com)) - Distance from Swinley – 2.4 miles Downshire Way, Bracknell, Berkshire, RG12 7AA 0871 527 8130

**Travelodge** – Bracknell Hotel ([www.travelodge.co.uk](http://www.travelodge.co.uk)) - Distance from Swinley – 4.1 miles London Road, Binfield Nr. Bracknell, RG42 4AA 0871 984 6015 Sat Nav Postcode: RG12 8TX

**RUBBISH** We have the use of this area on the understanding that there is no trace of our presence on the day after the trek. This means that you **must** clear up after your dogs, fill in any holes dug and remove all litter. Thank You!

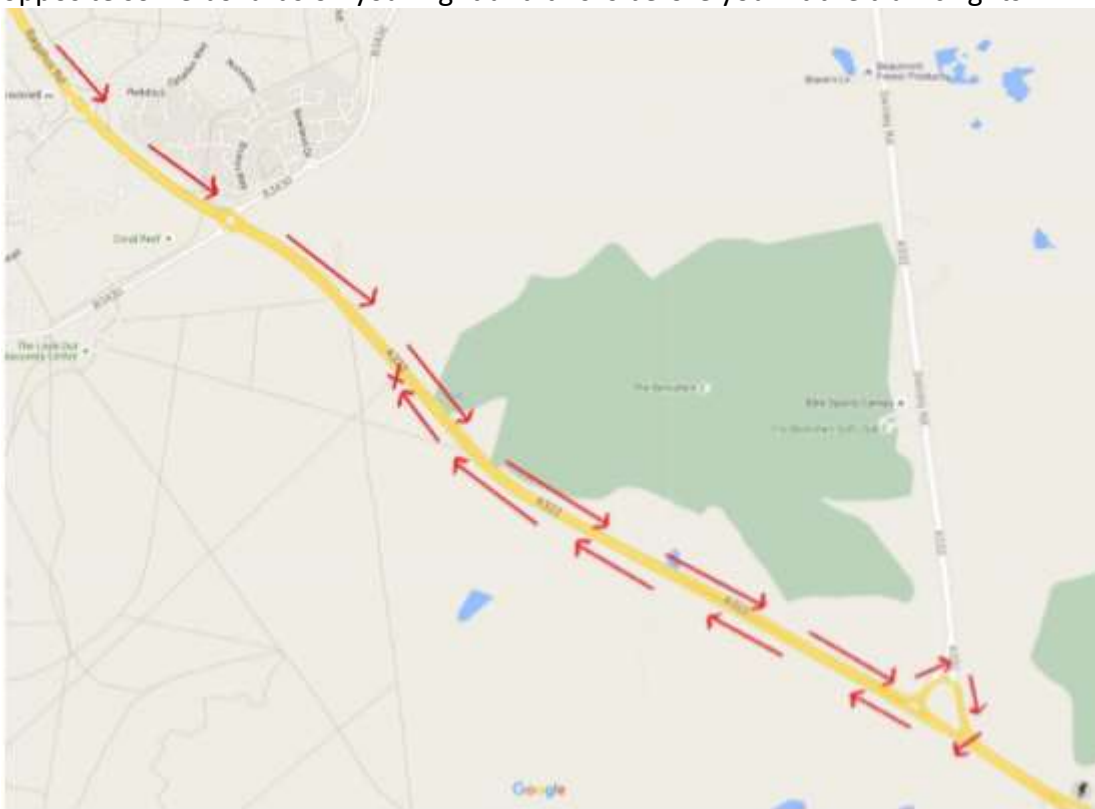
Please do not chain your dogs to the trees. Thank You!

## IN AN EMERGENCY

<b>VET CARE</b>	All information for vet care/first aid and hospital will be displayed on event notice board.
<b>FIRST AID</b>	All information for vet care/first aid and hospital will be displayed on event notice board.
<b>LOCAL HOSPITAL</b>	All information for vet care/first aid and hospital will be displayed on event notice board.

## DIRECTIONS

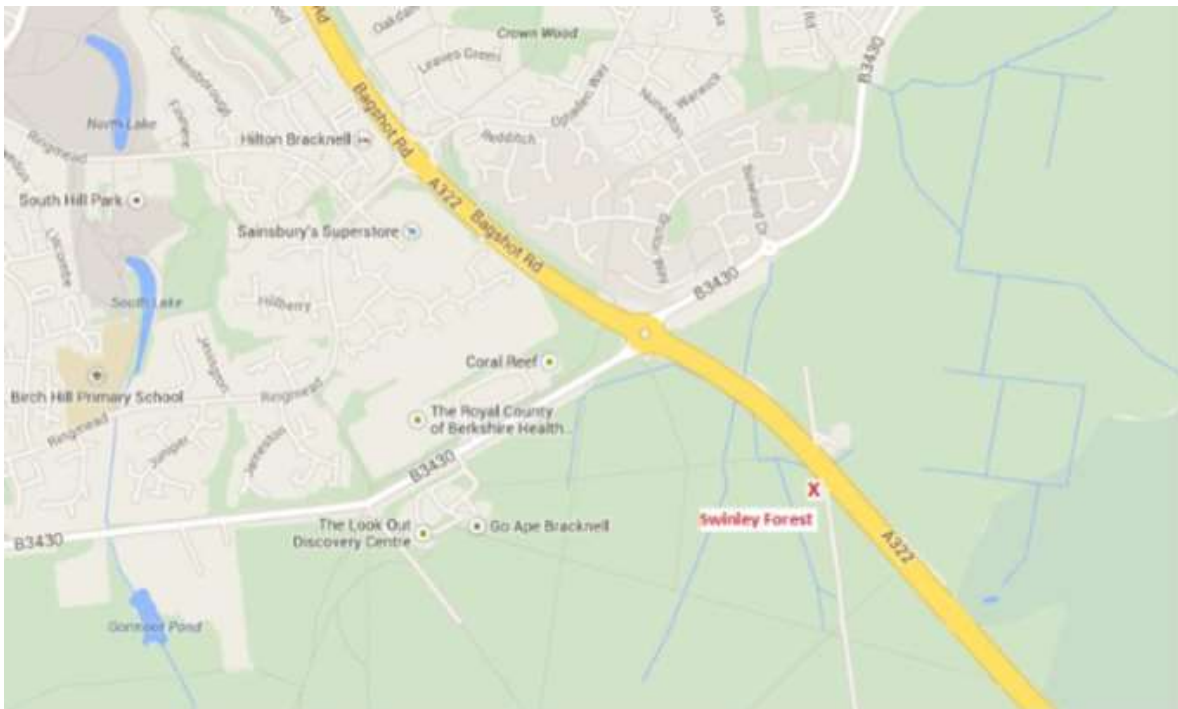
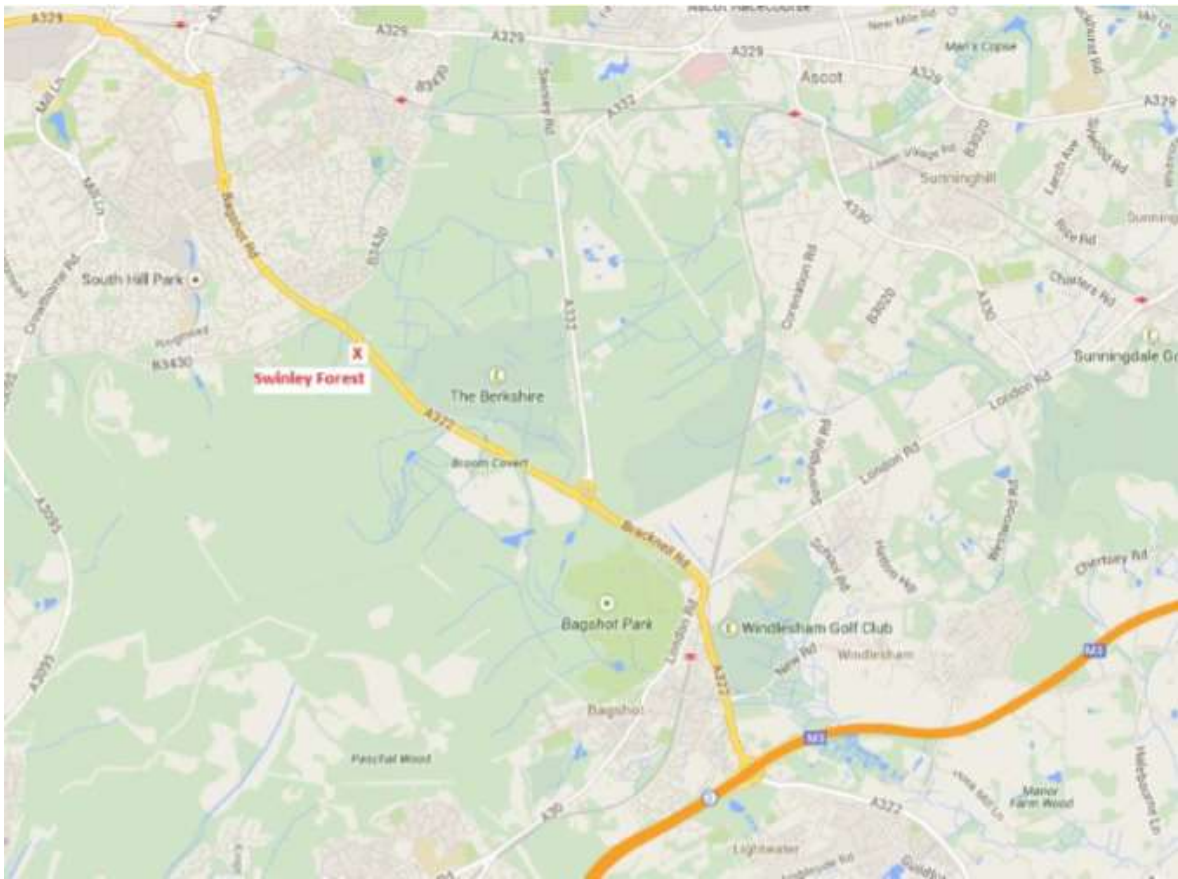
**From the M4 Junc 10** - Take the A329 towards Bracknell. Stay on the A329 (Downshire Way) follow signs to M3. At the Coral Reef traffic lights (used to be a roundabout) the A329 will join on to the A322. (The A322 is now a dual carriageway through woodland) signed Legoland and Ascot. Swinley Forest is on your right; you will need to double back on yourself, so continue and turn back on the roundabout heading back towards the Coral Reef traffic lights. The entrance is opposite some bollards on your right and this is before you hit the traffic lights.



**From the M3 Junction 3** - Take the A322 to Bracknell, at the Junction of the A332 signed Legoland and Ascot Keep left. Stay on the A322 and Swinley forest is on your left, the entrance is opposite some bollards on your right and this is before you hit the traffic lights.

**For Sat Nav's use:** RG12 0SL

**Coordinates:** 51.38813, -0.7288849



## USEFUL WEBSITES

[www.amwa.org.uk](http://www.amwa.org.uk)